



Hardware & Cargo Control

We make it our business to have the trailer parts you need when you need them and that means having a full line of hardware and cargo control products for you to choose from. As your one stop shop for hardware, we have hinges, handles, latches, rivets and drill bits. If that's not enough, we also have cargo straps, rollers, brackets, toolboxes, locks, floor screws and more!

Aluminum Ramps.....	K-2	Lanyards.....	K-9	Strap Winches & Winch Bar	K-22
Trailer Tailgate Lift Assist System	K-3	Weld-on Stake Pocket.....	K-9	Cargo Control Strap Holder	K-23
Ramp Springs.....	K-3	Tie Loops.....	K-10	Winch Straps	K-23
Enclosed Trailer Ramp Springs.....	K-3	D-Rings & Lashing Rings.....	K-10	Axle Straps	K-23
Towing Mirror.....	K-3	Packaged U-Bolts	K-11	Wheel Nets	K-23
Grab Handles and Steps.....	K-4	Bulk Zinc U-Bolts, Locknuts & Wshrs.....	K-11	E-Track Cargo Control.....	K-24
Strap Hinges	K-4	Rivet Tool.....	K-11	Steadymate Cargo Securement.....	K-25
Continuous Hinge	K-4	Rivets	K-12	Auto & Pick-up Truck Cargo Bar.....	K-25
Chrome Flush Hinge	K-4	Torx Screwdriver Bit & Holder	K-12	Tow-Rax: Storage Solutions for	
Weld-On Butt Hinges	K-5	Torx Floor & Wall Liner Screws.....	K-12	Enclosed Trailers.....	K-26 & K-27
Hinge Pins & Nipples.....	K-5	Drill Bits	K-13	RACK'EM Landscape Trailer Accessories:	
Pin and Roller Assembly	K-5	Locks & Lock Brackets	K-13-K-16	Enclosed Trailer	K-28 & K-29
Flush Latches	K-5	Safety Chains & Cables.....	K-17	Open Trailer	K-30
Spare Tire Carriers	K-6	J-Clip, Safety Hooks & S-Hooks	K-17	Accessories.....	K-30
Tipper Latch	K-6	Clevis Grab & Clevis Slip Hooks.....	K-18	Underbody Toolboxes.....	K-31
Spring Latches.....	K-6	Chain Load Binders	K-18	A-Frame Toolboxes.....	K-31
"Suitcase" Latch	K-7	Grade 30 Proof Coil Chain.....	K-18	Stainless Steel Door Toolboxes	K-32
Side Door Bar Lock Assembly.....	K-7	Grade 43 High Test Chain	K-18	Value Priced Underbody Toolboxes.....	K-32
Universal Cam-Door Lock.....	K-7	Snap Hooks	K-19	Toolbox Mounting Brackets	K-32
Cab Lock Handles	K-7	S-Hooks, Quick Links & Spring Links..	K-19	Universal Toolbox Shelving Systems...	K-33
Cab Locks	K-7	Motorcycle Wheel Chock	K-19	Poly Trailer Tongue Toolboxes.....	K-33
Vinyl Handle Grips.....	K-8	Redline Packaged Hardware.....	K-20	TurboTarp Trailer Tarping Systems ...	K-34
Rubber Bumpers	K-8	"Boat Buckle" Retractable		Safety Triangle Warning Kit	K-34
Door Holders.....	K-8	Transom Tie-Downs.....	K-21	Marine Rollers & Bow Guards.....	K-35
Hitch Pins.....	K-9	"Kwik Lok" Transom Tie-Downs	K-21	Marine Bunk, Bolster & Roller Brackets.	K-36
Snapper Pins	K-9	Tarp Straps	K-22		
Linchpins	K-9	Cargo Control Straps	K-22		

Fulton Aluminum Ramps

- Made from High Strength Aluminum Alloy, these strong & durable ramps can support many different pieces of equipment, yet they are light-weight and rust resistant.
- The Patented top plate is angled to assure a smooth transition between ramp & bed, resulting in easier loading.
- The adjustable straps ensure safety, keeping the ramps securely strapped to the truck.
- With a push button release on the straps, they can be quickly adjusted to fit. The push button design quickly loosens and tightens the straps.



550101



550301



550201



550401

PART NO.	REF. NO.	DESCRIPTION
550101	385706	ARCHED RAMP PAIR, 1500 LB RATING 90" X 12"
550301	385707	STRAIGHT RAMP PAIR, 1250 LB, 69" X 13"
550401	385708	TRI-FOLD RAMP, 1400 LB RATING 69" X 45"
550201	385709	CENTER FOLD RAMP, 650LB RATING 86" X 12"

Trailer Tailgate Lift Assist System

The Gorilla-Lift is the next generation of utility trailer tailgate lift assists. The Gorilla-Lift...



- Is a two-sided tailgate assist; it attaches to both side rails. This prevents very heavy tailgates from warping or the hinges from deteriorating prematurely from uneven stress.
- Takes 100% of the weight off most trailer tailgates.
- Works on open utility trailers with side rails 10" to 24" inches tall.
- Works on open utility trailers with tailgates 4 to 6 feet tall.
- Works on trailers with square tube, round tube, or angle side rails.
- Attaches to your trailer quickly and easily.
- Has a one-year limited warranty.



PART NO.	REF. NO.	DESCRIPTION
GL1	385612	TRAILER TAILGATE LIFT ASSIST SYSTEM
GSCC-400	385613	REPL SPRING AND CABLE KIT FOR GL1

Ramp Springs

Manufactured with a high quality steel alloy, these Ramp Springs provide approximately 90 degrees of deflection.

PART NO.	REF. NO.	DESCRIPTION
RS16933LH	385700	LH 2K TORQUE FOR 1 1/2" SHAFT
RS16933RH	385705	RH 2K TORQUE FOR 1 1/2" SHAFT



Enclosed Trailer Ramp Springs

Each Ramp Door Spring is a complete system, designed for enclosed (cargo and specialty) trailers, and includes everything necessary for proper installation, except mounting bolts. The system features a dual drum and dual cable to prevent the ramp door from free falling in the event one cable is accidentally cut. The universal mounting bracket has two 3/8" holes that allow the installer to bolt to the rear header or the bracket can be welded. The four part numbers offered cover a majority of enclosed trailers, but custom assemblies are also available for finished door weights ranging from 50 lbs. to 300 lbs. The system is warranted for three years against defects in material and/or workmanship.

M-3

PART NO.	REF NO.	SPRING TYPE	TUBE LENGTH	CAPACITY	PACKAGE
ERS160D96	385650	DUAL SPRING	96"	160 LBS.	BOXED
ERS120D81	385660	DUAL SPRING	81"	120 LBS.	BOXED
ERS80S96	385670	SINGLE SPRING	96"	80 LBS.	BOXED
ERS80S66	385680	SINGLE SPRING	66"	80 LBS.	BOXED



Towing Mirror

This durable all black Towing Mirror is fully adjustable and fits most standard OEM mirrors. The jointed extension arms adapt to the desired angle or shape, and the mirror head pivots on a ball so it can be used either vertically or horizontally. Easily installed with no tools; just clip the mirror on and cinch up straps until they are tight. When mirror is not in use it is collapsible, so it takes up very little storage space.

PART NO.	REF. NO.	DESCRIPTION
30-0096XL	413330	CLIP-ON TOWING MIRROR



Grab Handles & Steps

Excellent for use on trucks, trailers and campers, the #5709 folding step is constructed of heavy iron with a stainless steel spring. The #1258 is made of 100% stainless steel. The #92451 pullout step is ideal for campers and other step-up trailers. The pullout step extends out and down when in use and pushes up and in to be out of sight when traveling.



GH12-713



1258



5709



92451

PART NO.	REF. NO.	DESCRIPTION
GH12-713	376990	GRAB HANDLE, STEEL W/CHROME FINISH 2" X 13"
5709	376995	FOLDING STEP 2 1/8" X 4 3/8", BACK PLATE 2" X 2"
1258	376996	STAINLESS STEEL FOLDING STEP, 2 1/8" X 4 3/8"
92451	376997	PULL OUT STEP, SIZE 7" X 20" W/8" DROP

Strap Hinges

Ideal for use in manufacturing or as replacement parts for trailer dealers. These Strap Hinges are manufactured from heavy duty 8-gauge steel. To reduce wear, brass spacers have been added between the moving parts. All hinges are zinc plated to resist corrosion.



2212



2008



4022



2512

PART NO.	REF. NO.	DESCRIPTION
2212	383702	STRAP HINGE, ZINC, 12" L OVER GASKET 270°
2512	383705	STRAP HINGE, ZINC, 12" L OVER GASKET 180°
2008	383708	STRAP HINGE, ZINC, 8" L 3-HOLE BKT
4022	383711	STRAP HINGE, ZINC, 12" L FLUSH MNT 270°

Continuous Hinge

Also called "Piano Hinge", Continuous Hinges can be used in many applications. All hinges rotate 270 degrees, measure 6 ft. in length, and come with no holes.



PART NO.	REF. NO.	FLAT WIDTH	PIN SIZE	GAUGE	KNUCKLE LENGTH	MATERIAL TYPE
H150	383800	1 1/2"	1/8"	.050"	1/2"	MILD STEEL
SH150	383820	1 1/2"	1/87"	.050"	1/2"	STAINLESS STEEL
H200	384000	2"	3/16"	.060"	1/2"	MILD STEEL
SH200	384020	2"	3/16"	.060"	1/2"	STAINLESS STEEL
H300	384200	3"	1/4"	.074"	1"	MILD STEEL
SH300	384220	3"	1/4"	.074"	1"	STAINLESS STEEL
S09304872	383750	3"	1/4"	.090"	1"	MILD STEEL
S12006472	383752	4"	3/8"	.120"	2"	MILD STEEL
S18009672	383754	6"	1/2"	.180"	2"	MILD STEEL

Chrome Flush Hinge



Commonly known as a "Refrigerator Door Hinge", this chrome plated zinc die-cast unit utilizes a 5/16" stainless steel pin for increased rust resistance. It pivots on two nylon bushings, for smooth operation. Mounts with six - No.10 flat or oval head screws (not included). Can be mounted as a left hand or right hand hinge.

PART NO.	REF. NO.	WIDTH	LENGTH
104	383700	3 1/4"	6"

Weld-On Butt Hinges

PART NO.	REF. NO.	DESCRIPTION
BTS09303018	383770	3" X 3" .090" THICK STEEL .187" PIN
BTS12404025	383771	4" X 4" .120" THICK STEEL .250" PIN
BTS18606037	383772	6" X 6" .180" THICK STEEL .375" PIN
BTS18306037	383773	3" X 6" .180" THICK STEEL .375" PIN



Hinge Pins & Nipples

Used for custom building your own heavy duty door hinges, Hinge Pin Nipples are welded to outer frames and to doors, aligning them so the Hinge Pin may be inserted. Greasable hinge pins have a grease zerk installed on one end and an outlet hole to allow lubrication of the hinge.

PART NO.	REF. NO.	DESCRIPTION	DIA.	LENGTH
HPN214	384375	HINGE PIN NIPPLE	1/2" I.D.	2 1/4"
HP412	384378	HINGE PIN	1/2" O.D.	4 1/2"
HP412G	384381	HINGE PIN, GREASABLE	1/2" O.D.	4 1/2"
HP12-412G	384383	HINGE PIN, 2 PC, GREASABLE	1/2" O.D. X 3/4" BASE	4 1/2"
HP634	384384	HINGE PIN	1/2" O.D.	6 3/4"
HPN34-214	384387	HINGE PIN NIPPLE	3/4" I.D.	2 1/4"
HP34-412G	384390	HINGE PIN, GREASABLE	3/4" O.D.	4 1/2"
FSP080GF	384391	HINGE PIN & NIPPLE, GREASABLE, WELD-ON HINGE	.51" OD	3.15"
FSP120GF	384392	HINGE PIN & NIPPLE, GREASABLE, WELD-ON HINGE	.63" OD	4 3/4"
FSP150GF	384393	HINGE PIN & NIPPLE, GREASABLE, WELD-ON HINGE	.787" OD	5.91"
FSP200GF	384394	HINGE PIN & NIPPLE, GREASABLE, WELD-ON HINGE	.906" OD	7.87"
HPN34-2	384395	HINGE PIN NIPPLE	3/4" I.D.	2"
HP34-4G	384397	HINGE PIN, GREASABLE	3/4" O.D. X 1" BASE	4"



HPN214



HP412G



HP12-412G



FSP Weld-On Hinges

Pin & Roller Assembly

Ideal for sliding gates and doors, or anywhere a small wheel is needed. Available in rubber with nylon insert or all steel construction.

PART NO.	REF. NO.	DESCRIPTION	I.D.	O.D.	WIDTH	PIN. DIM.
PRA-1	381000	STEEL ROLLER WHL W/PIN	1/2"	1 1/2"	7/16"	1/2" X 1 3/4"
PRA-1PIN	381005	ROLLER PIN FOR PRA-1	1/2"	1 3/4" LONG		
PRA-1ROLL	381010	STEEL ROLLER WHL FOR PRA-1	1/2"	1 1/2"	7/16"	
RL11265ND4	381025	RUBBER ROLLER WHEEL	1/4"	2"	7/8"	NO PIN



Flush Latches

Flush Latches feature Stainless Steel Springs, with or without Locking Cylinders. Available with plain (rust-proofed) coated steel or Stainless Steel; ensuring long life and trouble free service.

PART NO.	REF. NO.	DESCRIPTION	TYPE	FINISH	HOLE SIZE
L1980	379000	LOCKING	"JUNIOR"	PLAIN	2 3/4" X 3 3/4"
N1980	379200	NON-LOCKING	"JUNIOR"	PLAIN	2 3/4" X 3 3/4"
L1930	379400	LOCKING, INSIDE RELEASE	"JUNIOR"	PLAIN	2 3/4" X 3 3/4"
L1883	379600	LOCKING	"JUNIOR"	STAINLESS	2 3/4" X 3 3/4"
L1833	379800	LOCKING, INSIDE RELEASE	"JUNIOR"	STAINLESS	2 3/4" X 3 3/4"
L3980	380000	LOCKING	FULL SIZE	PLAIN	3 3/8" X 4 5/8"
N3980	380200	NON-LOCKING	FULL SIZE	PLAIN	3 3/8" X 4 5/8"
L4080	380230	LOCKING	T-HANDLE	STAINLESS	2 3/4" X 3 3/4"
CHK510	380250	REPLACEMENT KEY #510			
CHK545	380275	REPLACEMENT KEY #545			
CHKT	380600	REPL KEY & TUMBLER SET FOR LOCKING "JUNIOR" FLUSH LATCHES			



L1883




L1980



L4080

Spare Tire Carriers

STC1000101



FULTON



8650



581903

RC
INDUSTRIES



STCRC



Durable Granite Coat Finish

Redline
TRAILER REPAIR PARTS



6280



6220

PART NO.	REF. NO.	WHEEL BOLT NO.	DESCRIPTION
6220	412800	4, 5	EXTRA LENGTH TO ALLOW THE HANDLING OF WIDE TIRES OR WILL SPAN THE WIDER TONGUES OF CUSTOM BUILT TRAILERS, PKGD
6280	413000	4, 5	W/PADLOCK, ADDS EXTRA PROTECTION TO KEEP YOUR SPARE TIRE IN PLACE, PKGD
ETC0101	413050		FULTON ECONOMY SPARE TIRE CARRIER
STCRC	413110	4, 5	HI-MOUNT FITS UP TO 3" X 4" FRAME (COMES W/MNTG HARDWARE), BOXED
STC1000101	413150	4, 5	SPARE TIRE CARRIER FOR 4 & 5 BOLT WHEEL ZINC
581903	413151		SPARE TIRE CARRIER OFFSET BOLT-ON SUPER DUTY
8650	413200	5, 6, 8	COMMONLY USED ON HORSE & LIVESTOCK TRAILERS

Tipper Latch



Tipper Latches are commonly used for tilt-bed utility, snowmobile and boat trailers. They are spring loaded for easy release.


PART NO.	REF. NO.	DESCRIPTION
382	413400	TIPPER LATCH

Spring Latches

Spring Latches SL716 & SL716SS feature a stainless steel spring, 7 5/16" long pin with looped handle and mounting hole centers of 1" x 1 7/8". Part # SL58W can be welded at the nose of the latch.



SL716



SL58W

PART NO.	REF. NO.	PIN SIZE	FINISH
SL716	380700	7/16"	ZINC
SL716SS	380725	7/16"	STAINLESS W/ALUMINUM BASE
SL58W	380750	5/8"	ZINC

"Suitcase" Latches

The over-center latch with a high strength wire loop provides the greatest holding power of all loop configurations. Features zinc plating and firm draw up tension for secure holding.

PART NO.	REF. NO.	DESCRIPTION	LENGTH	WIDTH
HC207	382400	W/LOCK HOLE	3 13/16"	1 9/32"
HC210	382600	W/O LOCK HOLE	3 13/16"	1 9/32"



Side Door Bar Lock Assembly

Ideal for use on trailer side doors that are typically smaller than rear doors. This assembly includes a 36" pipe, and is zinc coated to resist rust and corrosion.

PART NO.	REF. NO.	DESCRIPTION
3057-36	383100	SIDE DOOR BAR LOCK ASSY WELDMENT W/36" PIPE




Universal Cam-Door Lock

This plain-finish steel or aluminum Cam-Lock is for all van bodies, trucks and trailers. It can be used for side door or rear door applications. The Lock can be installed on flush to 3/4" offset doors. A bridge-type keeper prevents accidental opening and ensures safe locking action. The positive double action handle gives dual protection against jarring in transit.

PART NO.	REF. NO.	DESCRIPTION
5654X	383200	CAM-DOOR LOCK, USES 3/4" I.D. PIPE (NOT INCL.)
BL-470	383210	DOOR LATCH, CAM STYLE ALUMINUM
158-100	383225	REPL HANDLE FOR 5654X
158-101	383250	REPL HANDLE LATCH FOR 5654X

Measurements:

- 1/8" Thick Pipe Retainer Straps
- 1 3/4" Maximum Lock Protection
- 1/2" Square Padlock or Seal Eye
- 1 7/8" Width of Keeper
- 13/32" Diameter Mounting Holes



Cab Lock Handles

Available in locking or non-locking models, the door/compartments handles are designed for use with Cab Locks. All shafts are 5/16" square.

PART NO.	REF. NO.	DESCRIPTION	SHAFT LENGTH
276	377000	"L" HANDLE W/LOCK	2 1/2"
277	377200	"L" HANDLE W/O LOCK	2 1/2"
777	377400	"T" HANDLE W/LOCK	3 1/2"
818-20	377600	ADJ LATCH, USED IN PLACE OF CAB LOCK	



Cab Locks

Cab Locks are surface-mounted to the door, so no mortising or blocking is required for installation. They are fitted with a high-carbon tempered flat steel spring, for smooth operation, and a die-formed bushing. The 2" wide, 3 3/8" tall locks are to be used with #276 and #277 "L" and #777 "T" handles.

PART NO.	REF. NO.	DESCRIPTION
57LH	378200	LEFT HAND W/THUMB RELEASE
57RH	378400	RIGHT HAND W/THUMB RELEASE
58LH	378600	LEFT HAND W/O THUMB RELEASE
58RH	378800	RIGHT HAND W/O THUMB RELEASE




Vinyl Handle Grips



These black Vinyl Handle Grips fit over stock trailer door handles and latches, or anywhere else a finishing touch is desired.

PART NO.	REF. NO.	TYPE	INSIDE DIM.	LENGTH
FVH150	384400	FLAT	1/4" X 1 1/2"	3"
FVH200	384600	FLAT	1/4" X 2"	3"
RVH50	384800	ROUND	1/2"	4"
RVH50-1	384850	ROUND	1/2"	1"
RVH60	385000	ROUND	9/16"	4"
RVH75	385200	ROUND	3/4"	4"

Rubber Bumpers




Rubber Bumpers prevent damage to trailer doors, etc. Small bumpers can be used as door stops, handle cushions or dock bumpers.

PART NO.	REF. NO.	OUTSIDE DIA.	HEIGHT	RECESS	MNTG. HOLE
B-1	385800	2 1/2"	1"	1/2" X 1 1/8"	3/8"
B-2	386000	1"	13/16"	1/4"	1/8"

Door Holders

One part is mounted to the door, the other to the side of the trailer. Primarily used for holding trailer doors open, but can also be used on trailer windows. All metal parts are zinc plated.



PART NO.	REF. NO.	DESCRIPTION
5601	383400	HOOK & KEEPER
I-DHB-AL-2	383402	2" ALUM DOOR HOLD BACK, HOOK & KEEPER
I-DHB-AL-4	383404	4" ALUM DOOR HOLD BACK, HOOK & KEEPER
DH100	383600	PLUNGER & RUBBER SOCKET (2 5/8" OVERALL)
DH100S	383610	REPL RUBBER SOCKET FOR DH100
DH100P	383620	REPL PLUNGER FOR DH100 (2 1/4" LENGTH)
DH604	383630	PLUNGER & NYLON SOCKET (1" STEM)
DH604P	383635	REPL PLUNGER FOR DH604 (1" LENGTH)
DH605	383640	PLUNGER & NYLON SOCKET (2" STEM)
DH605P	383645	REPL PLUNGER FOR DH605 (2" LENGTH)
DH600S	383650	REPL NYLON SOCKET FOR DH604 & DH605
DH38R	383675	1" PLASTIC STEM & RUBBER SOCKET
DH38S	383680	REPL RUBBER SOCKET FOR DH38R & DH39R
DH38P	383685	REPL 1" PLASTIC STEM FOR DH38R
DH39R	383690	2" PLASTIC STEM & RUBBER SOCKET
DH39P	383695	REPL 2" PLASTIC STEM FOR DH39R

Hitch Pins

Hitch Pins are available in a variety of sizes for utility wagons, implements, etc., or when a locking pin is desired. All Hitch Pins come with keepers and replacement keepers are available. Plated to resist corrosion.

**WALLACE
FORGE
COMPANY**
Quality Since 1942

HITCH PINS W/KEEPER		
PART NO.	REF. NO.	SIZE
12H	320400	1/2" X 3 1/2"
58H	320600	5/8" X 4 1/2"
586H	320800	5/8" X 6"
34H	321000	3/4" X 4 1/2"
346H	321200	3/4" X 6"
1006H	321220	1" X 6"

KEEPERS		
PART NO.	REF. NO.	SIZE
HPK3	321400	1 5/8" LONG
HPK4	321450	3 1/4" LONG
HPK9	321600	2 9/16" LONG



1006H

Snapper Pins

Snapper Pins have many uses on equipment, trailers, couplers, pintles, etc. The quick connect and disconnect feature makes them easy to use. The double wire mechanism keeps it securely "locked" during use. Choose the square standard style or the round tab style. Plated to resist corrosion.

**WALLACE
FORGE
COMPANY**
Quality Since 1942

PART NO.	REF. NO.	DIA.	USABLE LENGTH	STYLE
14-134TR	321605	1/4"	1 3/4"	ROUND
14-134	321610	1/4"	1 3/4"	SQUARE
14-212TR	321613	1/4"	2 1/2"	ROUND
14-238	321616	1/4"	2 3/8"	SQUARE
516-134TR	321620	5/16"	1 3/4"	ROUND
516-214	321623	5/16"	2 1/4"	SQUARE
516-212TR	321627	5/16"	2 1/2"	ROUND
38-114	321632	3/8"	1 1/4"	SQUARE
38-200	321641	3/8"	2"	SQUARE
38-212TR	321646	3/8"	2 1/2"	ROUND



Linchpins

Manufactured from low carbon steel, the pin portion of the linchpin has a Rockwell hardness Ra 50-60 with a 60kg load. The ring portion of the linchpin is hot drawn spring steel. Zinc plated for corrosion resistance. Part LP716HD has a heavy duty ring.

PART NO.	REF. NO.	DIA.	USABLE LENGTH
LP316	321655	3/16"	1 3/8"
LP14	321658	1/4"	1 3/4"
LP516	321660	5/16"	1 3/4"
LP38	321663	3/8"	1 3/4"
LP716	321665	7/16"	1 3/4"
LP716HD	321667	7/16"	1 3/4"

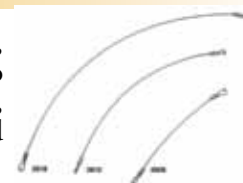


**WALLACE
FORGE
COMPANY**
Quality Since 1942

Lanyards

PART NO.	REF. NO.	LENGTH
2608	321240	8"
2612	321246	12"
2618	321252	18"

These Lanyards have a variety of uses for your trailer needs, such as securing hitch pins, linchpins and snapper pins to prevent loss. They are made of multi-strand aircraft cable, making them stronger than a single wire construction and resistant to breaking.



Weld-on Stake Pocket

Designed for use on flat bed trucks or trailers. Designed to accept standard 2" x 4" stakes.

PART NO.	REF. NO.	GAUGE	HEIGHT	I.D.
STKP34	404625	4	3"	1 5/8" X 3 1/2"
STKP34-8GA	404628	8	3"	1 5/8" X 3 1/2"



Tie Loops

Tie Loops can be used wherever a rope-tie or halter-tie is desired. Choose from brushed aluminum bolt-on or conventional weld-on styles. Part #38CL is a low profile design for use with safety chains.



PART NO.	REF. NO.	DESCRIPTION	DIA.	INSIDE DIA.	LEG LENGTH
TL20012AB	404000	ALUMINUM, BOLT-ON ROUND	1/2"	2"	2 1/4"
38CL	404007	METAL, WELD-ON LOW PROFILE	3/8"	1/2"	4 1/2"
TL20012	404010	METAL, WELD-ON ROUND	1/2"	2"	2"
TL21438	404015	METAL, WELD-ON SQUARE	3/8"	2 1/4"	7/8"

D-Rings & Lashing Rings

A full range of sizes of D-Rings and Lashing Rings is available. Light duty for rope ties in cargo and horse/stock trailers or heavy duty for chains, etc. on equipment/flat bed trailers.



PART NO.	REF. NO.	RATED CAPACITY	DESCRIPTION
TL178AB	404004	N/R	1 7/8" I.D. RING W/BOLT-ON BKT, ALUM
DR14-15	404150	N/R	1/4" W/BOLT-ON MTG BKT, 1 1/8" X 1 1/8" I.D. W/1 3/8" HOLE CENTERS ON BKT
DR14-20	404200	1,200 LB	RECESSED ZINC-PLATED W/OVERALL DIM. OF 5" LONG, 3 1/2" WIDE & 3/8" DEEP
DR14-30	404245	N/R	4 3/16" O.D. SURFACE MNT W/PLASTIC TRIM, ZINC PLATED
DR14-30R	404250		TIE DOWN D-RING ZINC FOR DR14-30
DR14-30RM	404255		TIE DOWN D-RING MOUNT PLASTIC FOR DR14-30
DRB12-25	404300	4,000 WLL, 12,000 MBS	1/2" W/BOLT-ON MNTG BKT, 2 1/2" X 2 3/8" I.D. W/2" HOLE CENTERS ON BKT
DR58-3	404400	6,000 WLL, 19,000 MBS	5/8" DROP FORGED STEEL, 3" X 3" I.D. W/ WELD-ON MNTG BKT
DR10-3-4	404600	15,000 WLL, 47,000 MBS	1" DROP FORGED STEEL, 3" X 4" I.D. W/ WELD-ON MNTG BKT
RDR801	404605	6,000 LB	4 1/2" X 4 7/8" O.D. RECESSED BKT W/1 3/8" I.D. FORGED RING
238315BP	404606		BACKING PLATE FOR RDR801 D-RING
RDR901	404610	6,000 LB	6 1/2" O.D. RECESSED RING, SWIVELS 360°, ZINC PLATED

NOTE: WLL = Working Load Limit; MBS = Minimum Breaking Strength



Packaged U-Bolts

Ideal for boat/pwc/snowmobile trailers, these u-bolts are zinc plated to resist corrosion. Square bend simplifies attachment of hardware to square trailer frames. Includes flat washers and nylon locknuts.

PART NO.	REF. NO.	D	A	L
381344UB	404700	3/8"	1 3/4"	4"
382144UB	404705	3/8"	2 1/4"	4 1/4"
382385UB	404710	3/8"	2 3/8"	5 1/4"
383384UB	404715	3/8"	3 3/8"	4 1/4"
7162184UB	404730	7/16"	2 1/8"	4"
7163183UB	404735	7/16"	3 1/8"	3"
7163184UB	404740	7/16"	3 1/8"	4"
7164183UB	404745	7/16"	4 1/8"	3"
122185UB	404760	1/2"	2 1/8"	5 1/4"



Bulk Zinc U-Bolts, Locknuts & Washers

Corrosion resistant u-bolts, suitable for multiple uses, including trailer hardware attachment and marine applications. Flat washers and nylon insert locknuts sold separately.

REF#:	PART#:	DESCRIPTION:
408700	UBZC38X175X400	U-BOLT, 1 3/4" SQ ZINC, 3/8"-16 x 4.00" LONG
408715	UBZC38X225X425	U-BOLT, 2 1/4" SQ ZINC, 3/8"-16 x 4.25" LONG
408725	UBZC38X238X525	U-BOLT, 2 3/8" SQ ZINC, 3/8"-16 x 5.25" LONG
408730	UBZC38X338X425	U-BOLT, 3 3/8" SQ ZINC, 3/8"-16 x 4.25" LONG
408735	UBZC716X212X400	U-BOLT, 2 1/8" SQ ZINC, 7/16"-14 x 4.00" LONG
408745	UBZC716X312X300	U-BOLT, 3 1/8" SQ ZINC, 7/16"-14 x 3.00" LONG
408750	UBZC716X312X400	U-BOLT, 3 1/8" SQ ZINC, 7/16"-14 x 4.00" LONG
408760	UBZC716X412X300	U-BOLT, 4 1/8" SQ ZINC, 7/16"-14 x 3.00" LONG
408770	UBZC12X212X525	U-BOLT, 2 1/8" SQ ZINC, 1/2"-13 x 5.25" LONG
408772	UBZC12X212X650	U-BOLT, 2 1/8" SQ ZINC, 1/2"-13 x 6.50" LONG
408774	UBZC12X312X525	U-BOLT, 3 1/8" SQ ZINC, 1/2"-13 x 5.25" LONG
408776	UBZC12X312X650	U-BOLT, 3 1/8" SQ ZINC, 1/2"-13 x 6.50" LONG
408785	38ZLN	LOCKNUT, 3/8"-16 W/NYLON INSERT ZINC PLATED
408786	38ZW	WASHER, 3/8" FLAT, ZINC PLATED
408787	716ZLN	LOCKNUT, 7/16"-14 W/NYLON INSERT ZINC PLATED
408788	716ZW	WASHER, 7/16" FLAT, ZINC PLATED
408789	12ZLN	LOCKNUT, 1/2"-13 W/NYLON INSERT ZINC PLATED
408790	12ZW	WASHER, 1/2" FLAT, ZINC PLATED

New Marine Items!



Rivet Tool

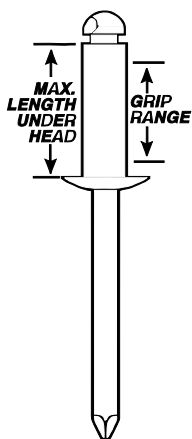
This is one of the best selling hand rivet tools in the industry. Features a square shoulder fulcrum pin of cold-formed heat-treated steel. This prevents pin rotation, which can elongate the engaging holes and cause premature tool failure with other rivet tools. Other quality features include: precision die-cast, high-strength aluminum alloy body, drop-forged carbon steel upper handle and thick, cushion-molded vinyl grips, for comfort. Sets up to 3/16" steel rivets and comes with four mounted nosepieces (3/32", 1/8", 5/32", and 3/16"), plus a service wrench.

PART NO.	REF. NO.	DESCRIPTION
39000	495600	HEAVY DUTY HAND RIVETER



Rivets

Determine which Rivet you need for the job by grip range. Rivets are designed to provide best fastening when used within the proper grip range. If the thickness of the material you are fastening varies, it is best to use more than one size rivet.




PART NO.	REF. NO.	RIVET DIA. / FLG DIA.	HOLE SIZE	DRILL NO.	MAX. LGTH UNDER HEAD	GRIP RANGE (INCHES)	QTY.
AD42ABS	386800	1/8"	.129 - .133	9/64"	.265	.032 - .125	500
AD44ABS	387000	1/8"	.129 - .133	9/64"	.390	.188 - .250	500
AD45ABS	387200	1/8"	.129 - .133	9/64"	.515	.313 - .375	500
AD46ABS	387400	1/8"	.129 - .133	9/64"	.515	.313 - .375	500
AD48ABS	387600	1/8"	.129 - .133	9/64"	.640	.376 - .500	500
AD54ABS	387700	5/32"	.160 - .164	11/64"	.465	.188 - .250	500
AD56ABS	387800	5/32"	.160 - .164	11/64"	.540	.251 - .375	500
AD64ABS	388200	3/16"	.192 - .196	13/64"	.440	.126 - .250	500
AD64ABSLF	388400	3/16" *	.192 - .196	13/64"	.440	.126 - .250	500
AD66ABS	388600	3/16"	.192 - .196	13/64"	.565	.251 - .375	500
SD66ABS	388700	STEEL 3/16"	.192 - .196	13/64"	.565	.251 - .375	500
AD66ABSLF	388800	3/16" *	.192 - .196	13/64"	.565	.251 - .375	500
AD68ABS	389000	3/16"	.192 - .196	13/64"	.690	.376 - .500	500
AD610ABS	389200	3/16"	.192 - .196	13/64"	.815	.501 - .625	500
AD610ABSLF	389400	3/16" *	.192 - .196	13/64"	.815	.501 - .625	500
AD612ABS	389600	3/16"	.192 - .196	13/64"	.940	.626 - .750	500
AD612ABSLF	389800	3/16" *	.192 - .196	13/64"	.940	.626 - .750	500

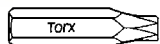
* Features 5/8" diameter large flange rivet head

Torx® Screwdriver Bit & Holder

The Torx® Screw Driver Bit has a 1/4" hex drive and makes installing Torx® screws a simple task. For easier, faster floor screw installation, we now offer a 1/4" Hex Driver Bit holder for our TX430 floor screw bit. The driver bit is held securely in the holder by an internal ring retainer. The extended driver shaft can be mounted in any type drill chuck, making it easy to change Torx® bits and install floor screws.



TX430-3



PART NO.	REF. NO.	DESCRIPTION
TX425	489204	TORX® SCREW DRIVER BIT, FOR T25 WLS100 SCREW
TX430-3	489205	TORX® SCREW DRIVER BIT (PKG OF 3)
TX490	489210	1/4" TORX® SCREW BIT HOLDER (DRIVER BIT NOT INCL.)

Torx® Floor & Wall Liner Screws

Torx® Screws are the quick, easy and economical way to secure wood floors to trailers. Screws are 1/4" diameter, type "F" flat head, and feature self-tapping screw points. They require a 7/32" pilot hole. Some trailer builders have made the switch from CCA® treated wood to ACQ® (Alkaline Copper Quaternary) treated wood. The ACQ® treated wood appears to be more corrosive than expected. According to third party testing, zinc plating will not suffice. As a service to our customers using the new treated wood, we offer a floor screw with an approved plating material. You can expect 1000 hours of salt spray protection from these floor screws when used with ACQ® treated wood. They are less expensive than stainless steel, and have been shown by the plating manufacturer's test to outperform hot dipped galvanized when used in ACQ® treated wood.



TF02-250

Designed for
ACQ® treated
wood



Standard Screws



PART NO.	REF. NO.	DIA.	LENGTH	HEAD	TYPE
WLS100	376939				WALL LINER SCREW 1" BLACK TORX WAVER SELF-DRILL
TFX150	386200	1/4"	1 1/2"	FLAT	STANDARD
TFX150ACQ	386205	1/4"	1 1/2"	FLAT	FOR ACQ TREATED WOOD
TF01-150	386250				PACKAGED FLOOR SCREWS, 1/4" X 1 1/2", (40 / PKG)
TF02-150	386251				FLOOR SCREW, TORX HEAD 1/4" X 1.50" ACQ, 40PK
TFX225	386400	1/4"	2 1/4"	FLAT	STANDARD
TFX225ACQ	386405	1/4"	2 1/4"	FLAT	FOR ACQ TREATED WOOD
TF01-225	386450				PACKAGED FLOOR SCREWS, 1/4" X 2 1/4", (40 / PKG)
TF02-225	386451				FLOOR SCREW, TORX HEAD 1/4" X 2.25" ACQ, 40PK
TF02-250	386599				FLOOR SCREW, TORX HEAD 1/4" X 2.50" ACQ, 40PK
TFX250	386600	1/4"	2 1/2"	FLAT	STANDARD
TFX250ACQ	386605	1/4"	2 1/2"	FLAT	FOR ACQ TREATED WOOD
TF01-250	386650				PACKAGED FLOOR SCREWS, 1/4" X 2 1/2", (40 / PKG)

High-Speed Twist Drill Bits

PART NO.	REF. NO.	JOBBER LENGTH FRACTION SIZE	OVERALL LENGTH	TWIST LENGTH
18JB	486000	1/8"	2 3/4"	1 5/8"
532JB	486400	5/32"	3 1/4"	2"
1164JB	486600	11/64"	3 1/4"	2 1/8"
316JB	486800	3/16"	3 1/2"	2 5/16"
1364JB	487000	13/64"	3 5/8"	2 7/16"
732JB	487400	7/32"	3 3/4"	2 1/2"
14JB	487600	1/4"	4"	2 3/4"
38JB	488000	3/8"	5"	3 5/8"

PART NO.	REF. NO.	STUBBY LENGTH FRACTION SIZE	OVERALL LENGTH	TWIST LENGTH
18SB	488200	1/8"	1 7/8"	7/8"
964SB	488400	9/64"	1 15/16"	15/16"
532SB	488600	5/32"	2 3/16"	1"
1164SB	488625	11/64"	2 1/8"	1 1/16"
316SB	489000	3/16"	2 3/16"	1 1/8"
1364SB	489050	13/64"	2 1/4"	1 3/16"
732SB	489100	7/32"	2 3/8"	1 1/4"

- 135 degree Split Point for accurate centering and fast penetration
- Surface Treated for abrasion resistance and rapid chip removal
- Package of 12 (38JB) - Package of 6)



Locks & Lock Brackets

Precision made of aircraft aluminum, EZ Lock Brackets from Blaylock Industries will not rust and are highly visible to discourage would-be thieves. Easy to install. Simply place bracket over the coupler, insert the pin and attach padlock. EZTL38 has a push-button locking device.

COUPLER LOCKS			
PART NO.	REF. NO.	BALL	DESCRIPTION
TL-22	290429	2"	TOTAL ENCASEMENT LOCKS BULLDOG-STYLE COUPLERS
TL-23	290430	2 5/16"	TOTAL ENCASEMENT LOCK BULLDOG STYLE CPLRS
EZTL33	290510	1 7/8", 2" & 2 5/16"	FITS MOST FABRICATED COUPLERS
EZHB2	290700	2" & 2 5/16"	FITS HAMMERBLOW BULLDOG CPLRS
EZHB2-40D	290705	2" & 2 5/16"	EZHB2 & ONE PADLOCK



TL22

EZTL50-40D

GOOSENECK COUPLER LOCKS			
PART NO.	REF. NO.	BALL	DESCRIPTION
EZTL50	290850	2 5/16" & 3"	FITS MOST GOOSENECK COUPLERS
EZTL50-40D	290855	2 5/16" & 3"	EZTL50 & ONE PADLOCK
EZTL51	290856	-	FITS GOOSENECK SETSCREW




EZTL70

EZTL60



DRAW BAR & KING PIN LOCKS		
PART NO.	REF. NO.	DESCRIPTION
EZTL60	290860	FITS MOST TOW RING DRAW BARS
EZTL70	290870	FITS MOST 2" KING PINS
EZTL70-40D	290875	EZTL70 & ONE PADLOCK

Locks & Lock Brackets



CARGO TRAILER DOOR LOCK

PART NO.	REF. NO.	DESCRIPTION
DL-80	290450	LOCK WITH 2 KEYS
DL80KA	290511	KEYED ALIKE W/2 KEYS

WHEEL LOCKS

PART NO.	REF. NO.	DESCRIPTION
EZ300-1	290825	CLAMP STYLE WHL LCK, 12"-14", TIRE/WHL COMBINATIONS
EZ300-KIT	290830	EZ300-1 WHL LCK W/LUGNUT LOCKS


Master Lock®

To aid in the prevention of trailer theft, we have a lock to fit most popular trailer applications on the market today.

Master Lock's titanium reinforced padlock features a shrouded shackle that makes it difficult for would-be thieves to cut or pry. An ABS plastic front offers added durability and resists scratches. The Pro Series® all weather padlocks are designed for general purpose use in extreme conditions and corrosive environments. A dual deadbolt and hardened steel boron alloy shackle make this lock very difficult to pry or cut.

Protect your investment!

187XD



40D, 40KA



PADLOCKS

PART NO.	REF. NO.	DESCRIPTION
40D	290760	PADLOCK W/ 3/8" SHIELDED SHACKLE
40KA	290765	PADLOCK W/ 3/8" SHACKLE (KEYED ALIKE)
187XD	290770	2 7/16" TITANIUM SERIES PADLOCK (PKGD)

COUPLER LOCKS

379DAT	290595	UNIVERSAL COUPLER LOCK
379KA	290596	UNIVERSAL COUPLER LOCK, KEYED ALIKE & RE-KEYABLE

379DAT



Locks & Lock Brackets



2847DAT

Master Lock®

605DAT



**TOUGH
UNDER
FIRE**



37D

TRIGGER LOCKS

PART NO.	REF. NO.	DESCRIPTION
2847DAT	290650	ADJUSTABLE FROM 5/8" TO 2" IN LENGTH, LATCH LOCK
37D	290755	FOR 2 5/16" COUPLERS, (9/32" OR 1/2" SHACKLE DIA.)
605DAT	290790	FOR 1 7/8" & 2" COUPLERS, (1/4" SHACKLE DIA.)

Master Lock introduces the world's first fully adjustable locking cable. Its 100% steel braided cable makes the Python™ cut resistant, while the cable exterior is vinyl-coated to reduce scratching. The cable adjusts, giving you the ultimate in flexibility. It also has a cinching mode so you can tighten the cable without back slipping.



PYTHON ADJUSTABLE LOCKING CABLE

PART NO.	REF. NO.	DESCRIPTION
8413XDPF	290793	LOCK & CABLE 6 FT. (PKGD)



COUPLER LOCKS

PART NO.	REF. NO.	DESCRIPTION
CL-3	290100	FITS ALL ATWOOD 2" YOKE STYLE CPLRS
CL-50	290175	REDLINE UNIVERSAL COUPLER LOCK

CL-3



CL-50



**HARDWARE &
CARGO CONTROL**

Locks & Lock Brackets



DT UNIVERSAL COUPLER LOCKS

PART NO.	REF. NO.	DESCRIPTION
DT-25013	290150	FOR 1 7/8", 2" & 2 5/16"
DT-25013KA	290152	UNIVERSAL CPLR LOCK, KEYED ALIKE



DB-3

TM31

18-2058

TM32



HARDWARE &
CARGO CONTROL

LOCKING RECEIVER HITCH PINS

PART NO.	REF. NO.	DESCRIPTION
DB-3	319800	LOCKING RECVR HCH PIN, 5/8" X 3"
TM31	319804	HCHLOCK & LOCK FOR TRIGGER CPLRS, KEYED ALIKE
TM32	319806	HCHLOCK & LOCK FOR YOKE TYPE CPLRS, KEYED ALIKE
18-2058	319810	LOCKING RECVR HCH PIN, 5/8" X 3"

Safety Chains

For Proper Compliance, SAE Code J684: “Two lengths of Safety Chain or equivalent shall be used” and “The strength rating of each length of chain or its equivalent and its attachments shall be equal to or exceed in minimum breaking force the GVWR of the trailer.”

Safety Chains & Cables

Safety Chains provide additional assurance by securing the trailer to the tow vehicle.



PART NO.	REF. NO.	DESCRIPTION	CHAIN DIA.	OVERALL LENGTH	CLASS	MIN. BREAKING STRENGTH
CC4-36	393300	CABLE W/ONE S-HOOK	1/4"	36"	IV	7,000 LB
CC2-36	393305	CABLE W/ONE 3/8" S-HOOK		36"		3,500 LB
CC4-1236	393310	CABLE W/ONE LATCH HOOK BLK VINYL CTD 36"				12,000 LB
SC31648	393400	CHAIN W/TWO S-HOOKS	3/16"	48"	I	2,000 LB
SC31627	393500	CHAIN W/ONE S-HOOK	3/16"	27"	I	2,000 LB
SC1448	393600	CHAIN W/TWO S-HOOKS	1/4"	48"	III	5,000 LB
SC1448SL	393620	CHAIN W/2 S-HOOKS W/WIRE LATCH	1/4"	48"	III	5,000 LB
SC1427SL	393640	CHAIN W/2 S-HOOKS W/WIRE LATCH	1/4"	30"	III	5,000 LB
SC1427	393800	CHAIN W/ONE S-HOOK	1/4"	30"	III	5,000 LB
SC51636G30	393830	CLEVIS SLIP HOOK W/LATCH	5/16"	36"	IV	7,600 LB
SC51636G43	393843	SLIP HOOK W/LATCH	5/16"	36"	N/A	11,700 LB
SC3835	393900	CLEVIS SLIP HOOK W/LATCH	3/8"	35"	N/A	16,200 LB
SC3836G70	393925	CLEVIS SLIP HOOK W/LATCH	3/8"	36"	N/A	20,000 LB
SC3837	393950	CLEVIS SLIP HOOK W/LATCH	7/16"	37"	N/A	26,400 LB
SC71636G70	393962	AG HOOK W/LATCH ONE END	7/16"	36"	N/A	30,000 LB
JC1000300	404009	J-CLIP SAFETY CHAIN WELD LINK				10,600 LB

FULTON



See page K-10 for weldable chain tie-loops.

J-Clip, S-Hooks & Safety Hooks

Our Safety Chain Hooks are made of high test steel alloy and bright zinc plated to assure dependability and strength. Two sizes and two styles are available. Safety Hooks 4581 and 4681 are equipped with a latch that meets requirements for all states, including California.

PART NO.	REF. NO.	HOOK DIA.	CHAIN SIZE	CLASS	TYPE	MIN. BREAKING STRENGTH
4380	401200	11/32"	3/16"	I	S-HOOK	3,000 LB
4480	401225	7/16"	1/4"	II & III	S-HOOK	5,000 LB
4581	401230	3/8"	3/16"	I	SAFETY HOOK	2,000 LB
4681	401237	7/16"	1/4"	II & III	SAFETY HOOK	5,000 LB



Clevis Grab & Clevis Slip Hooks

These heat treated, electro-zinc plated Clevis Grab and Clevis Slip Hooks meet all requirements for Grade 43 High Test Chain. This versatile design finds many uses in industry or on the farm.

DO NOT use these Hooks for overhead lifting and do not exceed the working load limit.



14CHOOK

450-0624

PART NO.	REF. NO.	SIZE	TYPE	WORKING LOAD LIMIT	MIN. BREAKING STRENGTH
450-0424	400600	FOR 1/4" CHAIN	GRAB	2,600 LB	7,800 LB
450-0524	400800	FOR 5/16" CHAIN	GRAB	3,900 LB	11,700 LB
450-0624	401000	FOR 3/8" CHAIN	GRAB	5,400 LB	16,200 LB
14CHOOK	401140	FOR 1/4" CHAIN	SLIP	2,600 LB	7,800 LB
516CHOOK	401160	FOR 5/16" CHAIN	SLIP	3,900 LB	11,700 LB
385CHOOK	401180	FOR 3/8" CHAIN	SLIP	5,400 LB	16,200 LB

Chain Load Binders




Rated to High Test chain specifications, the drop forged Chain Load Binders have free-turning 360 degree swivels on both hooks, allowing for easier handling and hook-up. Meets or exceeds CVSA cargo securement guidelines. Part 52003 is ratchet type.

PART NO.	REF. NO.	MAX. SIZE (Grade 43)	WORKING LOAD LIMIT	MIN. BREAKING STRENGTH
48312	396200	1/4"	2,600 LB	7,800 LB
48313	396250	3/8"	5,400 LB	19,000 LB
52003	396300	3/8"	5,400 LB	19,000 LB

Grade 30 Proof Coil Chain

An excellent general purpose Chain for use as tow chains, binding, or tie-down chains and logging chains. Proof Coil is **NOT** to be used for overhead lifting. Proof Coil Chain is Grade 30 low carbon steel with electro-galvanized zinc finish and comes in a 5 gallon plastic pail.



PART NO.	REF. NO.	SIZE	WORKING LOAD LIMIT	LENGTH	MIN. BREAKING STRENGTH
316ZPC	394200	3/16"	800 LB	250 FT	3,200 LB
14ZPC	394600	1/4"	1,300 LB	141 FT	5,200 LB
516ZPC	395200	5/16"	1,900 LB	92 FT	7,600 LB
38ZPC	395800	3/8"	2,650 LB	63 FT	10,600 LB

Grade 43 High Test Chain

High Test Chain is used in the same applications as Proof Coil Chain but has double the safe working load. High Test chain is **NOT** to be used for overhead lifting. High Test Chain is Grade 43 low carbon steel, zinc coated and comes in a 5 gallon plastic pail.



PART NO.	REF. NO.	SIZE	WORKING LOAD LIMIT	LENGTH	MIN. BREAKING STRENGTH
14HTC	394800	1/4"	2,600 LB	150 FT	7,800 LB
516HTC	395400	5/16"	3,900 LB	100 FT	11,700 LB
38HTC	396000	3/8"	5,400 LB	75 FT	16,200 LB

Snap Hooks

Snap Hooks are designed for quick connecting and disconnecting of light duty chain, cable and rope assemblies. All are plated for rust protection. (Snap hooks are not rated.)

PART NO.	REF. NO.	DESCRIPTION	LENGTH	EYE DIA.
162S	402800	DOUBLE END BOLT SNAP	3 1/2"	5/8"
225	403000	SWIVEL BOLT SNAP	3 1/2"	5/8"
231	403200	OPEN EYE BOLT SNAP	3 1/2"	5/8"
466	403600	SNAP HOOK, CLOSED EYE	3 1/2"	5/8"



S-Hooks, Quick Links & Spring Links

The S-Hook is a quick, easy way to connect chains and is constructed of high alloy steel with a zinc plated finish. Quick Links are for a quick connection of chain, cable and wire rope, and can be hand tightened.


PART NO.	REF. NO.	DIA.	TYPE	INSIDE LENGTH	WORKING LOAD LIMIT	MIN. BREAKING STRENGTH
610-6024	399000	3/16"	S-HOOK	1 13/16"	117 LB	351 LB
610-8024	399200	1/4"	S-HOOK	1 25/32"	189 LB	567 LB
610-1024	399400	5/16"	S-HOOK	2 1/4"	323 LB	1,292 LB
610-1224	399600	3/8"	S-HOOK	2 3/8"	428 LB	1,284 LB
750-3203	399800	3/16"	Q-LINK	1 5/8"	616 LB	2,640 LB
750-3204	400000	1/4"	Q-LINK	1 3/4"	880 LB	3,520 LB
750-3205	400200	5/16"	Q-LINK	2 1/4"	1,540 LB	6,160 LB
750-3206	400400	3/8"	Q-LINK	2 1/3"	1,900 LB	7,600 LB
750-3207	400450	1/2"	Q-LINK	3 1/3"	3,300 LB	10,600 LB
380-4410	400500	5/16"	SPRING LINK	2 1/2"	350 LB	N/R
380-4425	400525	3/8"	SPRING LINK	3 1/8"	425 LB	N/R



Q-Link



Spring Link



S-Hook



Motorcycle Wheel Chock



The TA08-410 comes boxed for retail display.

PART NO.	REF. NO.	DESCRIPTION
TA08-410	404660	REMOVABLE STAINLESS STEEL MOTORCYCLE WHEEL CHOCK

Redline Packaged Hardware



Benefits of Redline Packaged Products

- Increased sales revenue through:
 - impulse purchases
 - higher per unit selling price
- Less inventory shrinkage:
 - better product identification
 - reduced theft
- More efficient retail operations:
 - applications on package
 - UPC bar codes
 - improved product identification
- Fewer returns due to incorrect product selection

Packaged Chain & Rope Hardware

PART NO.	REF. NO.	DESCRIPTION
HW02-100	398906	CLASS 1 SAFETY CHAINS, 27" X 3/16"W/S-HOOKS 2PK
HW02-110	398907	CLASS 3 SAFETY CHAINS, 30" X 1/4" W/S-HOOKS 2PK
HW01-005	398910	SAFETY CHAIN HOOK, 3/8", 3K CAP
HW01-025	398918	S-HOOK, 3/8", 270 LB. CAP
HW01-030	398920	CLEVIS SLIP HOOK, 1/4"
HW01-035	398922	CLEVIS SLIP HOOK, 5/16"
HW01-040	398924	CLEVIS SLIP HOOK, 3/8"
HW01-050	398928	CLEVIS GRAB HOOK, 5/16"
HW01-055	398930	CLEVIS GRAB HOOK, 3/8"
HW01-065	398934	CHAIN QUICK LINK, 5/16"
HW01-070	398936	CHAIN QUICK LINK, 3/8"
HW01-085	398944	WINCH STRAP HOOK

Packaged Trailer Body Hardware

PART NO.	REF. NO.	DESCRIPTION
HW03-010	404021	ALUMINUM TIE LOOP, BOLT-ON
HW03-020	404022	D-RING, SURFACE MNT, BOLT-ON
HW03-030	404023	D-RING, RECESSED, BOLT-ON, PLATED
HW03-040	404024	D-RING, SURFACE PLATE MNT
HW03-050	404025	D-RING, SURFACE MNT, BOLT-ON
HW03-060	404026	D-RING, SURFACE MNT, WELD-ON
HW03-070	404030	D-RING, RECESSED BOLT-ON, PLATED
HW03-080	404035	STAKE POCKET, WELD-ON
HW03-100	404050	FOLDING STEP/HANDLE, BOLT-ON

Packaged Trailer Door Hardware

PART NO.	REF. NO.	DESCRIPTION
HW05-010	376961	"L" STYLE DOOR HANDLE
HW05-020	376962	"T" STYLE DOOR HANDLE
HW05-040	376966	LOCKING PADDLE LATCH, "JR"
HW05-050	376968	LOCKING PADDLE LATCH, FULL SIZE
HW05-060	376970	LOCKING T-HANDLE LATCH
HW05-090	376976	DOOR HOLD-BACK, HOOK/KEEPER



“Boat Buckle” Retractable Transom Tie-Down

“Just Hook, Ratchet & Go!”



**New
Marine
Item!**

- Easy Installation
- Convenient One Hand Operation
- One Touch Web Release
- Adjusts to 43"
- 5,000 lbs. Rated Capacity
- Comfortable SUR-Grip Handles



BoatBuckle®
BRAND
TIE-DOWN SYSTEMS



PART NO.	REF. NO.	DESCRIPTION:
F08893	396411	RETRACTABLE TRANSOM TIE DOWN, 2" X 43", PAIR

“Kwik Lok” Transom Tie-Downs

- 2,400 lbs. Rated Capacity per Pair
- Protective Web Pads
- Kwik-Lok Buckle
- Easy to Adjust

BoatBuckle®
BRAND
TIE-DOWN SYSTEMS



**New
Marine
Item!**



PART NO.	REF. NO.	DESCRIPTION:
F13110	396412	KWIK LOK TRANSOM TIE DOWN, 2" X 2 FT, PAIR
F13111	396413	KWIK LOK TRANSOM TIE DOWN, 2" X 4 FT, PAIR

HARDWARE &
CARGO CONTROL

Tarp Straps




Tarp straps are constructed of heavy-duty natural rubber with galvanized metal S-hooks. They offer excellent elongation, strength and low temperature flexibility.

PART NO.	REF. NO.	RUBBER LENGTH	OVERALL LENGTH
914	398825	10"	14"
1520	398850	15"	19"
2025	398875	21"	25"
3136	398900	31"	35"

Cargo Control Straps


Our Ratchet Cargo Straps give you maximum safety in load control for most flatbed requirements. Assemblies have 2" wide, yellow polyester web straps, with a latex treatment for extra protection from moisture and weather. The #802 Replacement Fixed End includes #801 Ratchet, 2" x 18" wide webbing, with a flat hook on one end. Our tie down straps with vinyl coated S-hooks are available in two designs and are used in many different ways to secure cargo; anywhere a light duty tie down is needed.



PART NO.	REF. NO.	DESCRIPTION
C51906	396425	1" X 6' 1.2K W/CAMBUCKL & J-HOOK
75152	396450	1" X 15' 1.2K W/RATCHET & J-HOOK
802HD-27W	396500	2" X 27' 10K W/RACHET & WIRE HOOK
802HD-27F	396600	2" X 27' 10K W/RACHET & FLAT HOOK
802HD-30F	396800	2" X 30' 10K W/RACHET & FLAT HOOK
804-RATCHET	396805	RATCHET 11K FOR 2" STRAP
519920	396810	FIXED END STRAP 11K W/FLAT HOOK

Strap Winches & Winch Bar

4" Winches offer flexibility in securing all types of cargo on flatbed trailers, rail cars and other vehicles. Choose from the Fixed Winch designed to be welded in place or the Portable Winch designed to mount various places along the trailers side channel and secured with 2 locking screws. Accommodating up to 4" wide cargo webbing, these Winches lock when tension is applied to the strap for a safe, secure tie-down.



PART NO.	REF. NO.	TYPE
1820	398180	WINCH 4" WELD-ON, 5.5K LOAD LIMIT
1820P2	398185	WINCH 4" BOLT-ON, 5.5K LOAD LIMIT
37030	398190	WINCH BAR W/KNURLED HANDLE

Strap Pack™

Secure AND Store Your Straps!

PART NO.	REF. NO.	DESCRIPTION
15602	398195	STRAP PACK CARGO CONTROL STRAP HOLDER



Winch Straps

All our Winch Straps are made of tough polyester web, with a latex finish for added protection from moisture and weather conditions. All come with a Flat Hook on one end.


PART NO.	REF. NO.	WIDTH	LENGTH	MIN. BREAKING STRENGTH	WORKING LOAD LIMIT
4821HD-27F	398200	2"	25 FT	10,000 LB	3,335 LB
4821HD-30F	398400	2"	28 FT	10,000 LB	3,335 LB
4821XW-27F	398600	4"	27 FT	16,200 LB	5,400 LB
4821XW-30F	398800	4"	30 FT	16,200 LB	5,400 LB



Axle Straps



802AS



804HK

Used for securing a vehicle to the bed of a truck or trailer. The #804AS has a snap hook and ring to form a loop around the axle, while the loose end is attached to the ratchet.

PART NO.	REF. NO.	DESCRIPTION	WIDTH	LENGTH	MIN. BREAKING STRENGTH
802AS	396815	AXLE STRAP, W/DELTA RINGS	2"	2 FT	10,000 LB
804AS	396820	AXLE STRAP ASSY	2"	12 FT	5,000 LB
4821HD-AS	396830	REPL AXLE STRAP FOR 804AS	2"	12 FT	5,000 LB
804HK	396900	REPL RATCHET FOR 804AS	2"	N/A	11,000 LB

Wheel Nets

You can secure a vehicle being towed by wrapping a Wheel Net around the tire and winching it to the trailer. Our Wheel Nets are constructed of tough polyester cargo webbing with a protective latex finish and a flat hook on one end.



PART NO.	REF. NO.	DESCRIPTION	WIDTH	MIN. BREAKING STRENGTH	WORKING LOAD LIMIT
909	397400	FITS 13" TIRES	2"	5,000 LB	1,670 LB
910	397600	FITS 14" & 15" TIRES	2"	5,000 LB	1,670 LB
911	397650	FITS 16" & 16.5" TIRES	2"	5,000 LB	1,670 LB

E-Track Cargo Control

Kinedyne E-track is powder coated 12 gauge steel, rated at 50,000 psi minimum yield. Track mounts on wall or floor, and can be installed with screws, rivets or welded (by qualified installer). Straps are color coded. 12' straps are yellow, 16' straps are grey and 20' straps are blue.



ET6412



ET1845



ET6516



ET6420



ET4310



ET8301

ET2019



ET8730



ET6001

PART NO.	REF. NO.	DESCRIPTION
ET4310	398100	10' HORIZONTAL STYLE
ET4305	398105	5' HORIZONTAL STYLE
ET2019	398110	10' VERTICAL STYLE
ET8730	398111	END CAP
ET8264	398113	1" RING, 2K HEAVY DUTY
ET6001	398115	D-RING 2" W X 6" L, 1K
ET8301	398117	2" D-RING, 2K HEAVY DUTY
ET1845	398120	WOOD BEAM SOCKET FOR 2" X 6" BOARDS
ET6512	398125	STRAP 2" X 12' W/CAM BUCKLE, 835 LB
ET6516	398130	STRAP 2" X 16' W/CAM BUCKLE, 835 LB
ET6520	398135	STRAP 2" X 20' W/CAM BUCKLE, 835 LB
ET6412	398145	STRAP 2" X 12' 1K W/RATCHET
ET6416	398150	STRAP 2" X 16' 1K W/RATCHET
ET6420	398155	STRAP 2" X 20' 1K W/RATCHET

STEADYMATE Cargo Securement

TIE DOWN YOUR OUTDOOR ADVENTURE TOYS AND PROTECT YOUR INVESTMENT!



ECONOPACKS
4 utility straps in 1
covenant package!



PART NO.	REF. NO.	DESCRIPTION
15532	396396	1" X 6' CAM BUCKLE STRAPS, 400 LBS WLL, 4/PACK
15465	396397	1" X 6' ATV/CYCLE RATCHET STRAPS, 400 LBS WLL, 2/PK
15464	396399	1" X 6' MTRCYCLE CAM STRAPS, 250 LBS WLL, 2/PACK
15531	396401	1" X 10' RATCHET STRAPS, 500 LBS WLL, 4/PACK
15151	396415	1.5" X 15' TOW STRAP W/SLIP HOOK, 3,300 LBS WLL
15520	396417	2" X 20' RECOVERY STRAP W/LOOPS, 5,000 LBS WLL
15530	396419	2" x 27' RATCHET STRAP W/J-HOOKS, 3,333 LBS WLL



Auto & Pick-up Truck Cargo Bar

Designed for those awkward situations where you want to ensure the goods you are transporting do not shift. Whether in the trunk of your car or the back of your pick-up truck, the CARGO BAR adjusts to suit your needs!

Ratchet device allows quick installation & release!



Secure a variety of goods, regardless of height.



**HARDWARE &
CARGO CONTROL**



PART NO.	REF. NO.	DESCRIPTION
15472	396422	STEEL CARGO BAR, EXTENDS FROM 40" TO 70"



PH3742



PH3814

PART NO.	REF. NO.	DESCRIPTION
PH3742	396354	27 LED FLASH/WORKLIGHT W/MAGNET & HANGAR
PH3814	396355	27 LED SPORTSMAN LIGHT W/MAGNET & HANGER, CAMO
SP180CSA	396356	18" X 16" X 5.5" JUNIOR OIL CABINET/2 ROWS OF 6 OIL CANS
SPJCA	396359	JR. OIL CABINET W/ TRAY & BUTTONS
SP280HSA	396362	DOUBLE HELMET SHELF
SP30CSA	396365	30" CABINET W/ FOLDING WORK TRAY
SP45HFTA	396371	45" FOLDING ALUMINUM TABLE



Storage Solutions for Enclosed Trailers

Tough • Durable • Functional.



SP135FLHOA



SP8SHA



SPRLBL (with light)




MWCB



MWCC



MWCFKM
(Mounting Kit-Metal.)




MWCFKW
(Mounting Kit-Wood.)

PART NO.	REF. NO.	DESCRIPTION
SP135FLHOA	396353	FLASHLIGHT HOLDER
SP8SHA	396368	8" STRAP TRACK
SPRLBL	396374	ALUMINUM RECESSED LIGHTBUCKET KIT, W/ LIGHT
SPRLB	396377	ALUMINUM RECESSED LIGHT BUCKET KIT, NO LIGHT (not pictured)
SP26AST	396380	26" STRAP TRACK
47556-11	396383	5,000 LB DOUBLE STUD TIE DOWN
49363-10-72	396386	LOW PROFILE FLOOR TRACK 0.5"H X 2.6"W X 72"L
SPPGF	396389	END CAP FOR FLOOR TRACKING
N91-5900BK	396392	NUT & BOLT KIT FOR FLOOR TRACK (not pictured)
MWCC	404650	MOTORCYCLE WHEEL CHOCK, CHROME
MWCB	404652	MOTORCYCLE WHEEL CHOCK, BLACK POWDER COAT
MWCFKW	404654	HDWE MOUNTING KIT, MOTORCYCLE WHEEL CHOCK, WOOD
MWCFKM	404656	HDWE MOUNTING KIT, MOTORCYCLE WHEEL CHOCK, METAL



SP26AST



47556-11



SPPGF



**HARDWARE &
CARGO CONTROL**

Professional Landscape Trailer Accessories



From This



To This

With the RACK'EM trailer organizing rack system, your trailer can become the safe, clean, organized space it should be. RACK'EM offers a complete line of professional racks for open and enclosed trailers.



RA-1L



RA-1S



RA-3



RA-8



RA-4



RA-5



RA-7

Enclosed Trailer Accessories

PART NO.	REF. NO.	DESCRIPTION
RA-1L	350801	5 GAL GAS CAN RACK
RA-1S	350803	2.5 GAL GAS CAN RACK
RA-3	350807	HEDGE TRIMMMER / CHAINSAW RACK
RA-4	350809	BLOWER RACK
RA-5	350811	TRIMMER RACK
RA-7	350815	6-HOOK MULTI-TOOL RACK
RA-8	350817	SINGLE HOOK RACK




Professional Landscape Trailer Accessories

RACK'EM enclosed trailer equipment racks feature a hook design at the top of the rack that allows them to hang from the trailer for added strength. They are pre-drilled so that they may be screwed securely to the wall. The unique and durable "Hammered" paint finish will last for many years.



RA-11




RA-9



RA-10



RA-13



RA-13 with shelves installed



RA-15




RA-16

Enclosed Trailer Accessories		
PART NO.	REF. NO.	DESCRIPTION
RA-9	350819	TRIM LINE RACK
RA-10	350821	LUBRICATION RACK & BIN
RA-11	350823	2-HOOK MULTI-TOOL RACK
RA-13	350825	SHELF KIT
RA-15	350829	SHOVEL RACK, HOLDS 6
RA-16	350831	SPARE TIRE HOLDER

Professional Landscape Trailer Accessories

RACK'EM open trailer equipment racks are pre-drilled to permit quick installation. The "Hammered" paint finish and heavy gauge steel construction ensure a durable and long lasting rack, ideal for securing your valuable equipment on the trailer.



Open Trailer Accessories

PART NO.	REF. NO.	DESCRIPTION
RA-2	350805	TRIM LINE RACK
RA-6RL	350813	TRIMMER RACK, LOCKABLE
RRD	350814	TRIMMER HOLD DOWN DEVICE FOR RA-6RL (1 PAIR)
RA-14	350827	BASKET KIT, W/ADJ KIT TO MAKE TALLER/SMALLER
RA-18	350833	WATER COOLER RACK (OPEN OR ENCLOSED)
RA-19	350835	BLOWER RACK, LOCKABLE
RA-27	350840	DOUBLE BARREL TRAILER GATE ASSIST
RA-23	350843	RACK'EM SHVL/RACK/BROOM RACK FOR OPEN TRLRS

Other RACK'EM Accessories

PART NO.	REF. NO.	DESCRIPTION
RA-17	404670	MOTORCYCLE WHL CHOCK, STEEL, W/RMVBLE BASE
RA-20	350837	RACK'EM TRAILER DOLLY, 1 7/8" BALL SIZE
RA-25	290840	CLAMP STYLE WHEEL LOCK LOCK-EM MAGNUM 12-20"
RA-28	350802	RACK'EM FITZ-ALL ALUM LADDER RACK, 2 ADJ RACKS

Underbody Toolboxes

- Industry exclusive Granite Coat textured powder coat finish hides scratches, chips and mars.
- Granite Coat finish passes 1,000-hour salt spray exposure testing.
- Leak-free continuous weather seal in door frame area; others with multiple piece seals may leak.
- Ultra-reliable T-handle locks seal every time and cannot be easily vandalized.
- Stainless steel continuous hinge is designed for years of hard service.



PART NO.	REF. NO.	LENGTH	HEIGHT	DEPTH
UBT1416-24	350905	24"	14"	16"
UBT1818-24	350922	24"	18"	18"
UBT1818-30	350932	30"	18"	18"
UBT1818-36	350942	36"	18"	18"
UBT1818-48	350962	48"	18"	18"
UBT1818-60	350968	60"	18"	18"

Close-up of GRANITE COAT finish.



MADE IN THE USA



Aluminum Underbody Toolboxes

Designed to complement aluminum trailers and truck beds, these durable boxes are constructed of .100" aluminum treadplate. The stainless steel T-latch and hinge, combined with an automotive grade door seal, keep this attractive box in use for many years.



PART NO.	REF. NO.	LENGTH	HEIGHT	DEPTH
ALUB1818-24	350860	24"	18"	18"
ALUB1818-30	350862	30"	18"	18"
ALUB1818-36	350864	36"	18"	18"
ALUB1818-48	350866	48"	18"	18"



MADE IN THE USA



A-Frame Toolboxes

Ideal for the front of cargo, horse and utility trailers. Exclusive Granite Coat boxes are constructed of 14 gauge steel, feature a stainless steel latch and a gas prop to hold the lid in the open position.

Aluminum boxes feature .072" diamond treadplate, a stainless steel latch and hinge.



Close-up of GRANITE COAT finish.



PART NO.	REF. NO.	DEPTH	HEIGHT	WIDTH	TYPE
ALTB1414-30	350970	14"	14"	30"	ALUM.
ALTB1620-36	350975	16"	20"	36"	ALUM.
TBT1414-30	350982	14"	14"	30"	STEEL
TBT1620-36	350986	16"	20"	36"	STEEL



MADE IN THE USA



HARDWARE &
CARGO CONTROL



Phoenix USA, Inc.

Stainless Steel Door Toolboxes



Offering the low cost advantages of painted steel boxes with a rust proof, corrosion proof T304L Stainless Steel door.

- Stainless steel continuous piano hinge
- Automotive type bulb seal to prevent moisture from entering
- A built-in gutter to keep water out
- Powdercoat finish
- 13 gauge steel body and mirror finish stainless steel door

PART NO.	REF. NO.	LENGTH	HEIGHT	DEPTH
SSDUB1818-24	350925	24"	18"	18"
SSDUB1818-30	350935	30"	18"	18"
SSDUB1818-36	350945	36"	18"	18"
SSDUB1818-48	350965	48"	18"	18"



Phoenix USA, Inc.

Value Priced Underbody Toolboxes

High quality at a GREAT PRICE!

- 13 gauge steel body & door
- High gloss black powder coat finish
- Coated aircraft cable door holders
- Recessed hinge allows for underbody or top mounting
- Stainless steel T-handle latch & continuous hinge



Close-up of recessed hinge.

PART NO.	REF. NO.	LENGTH	HEIGHT	DEPTH
UBV1818-24	350924	24"	18"	18"
UBV1818-30	350934	30"	18"	18"
UBV1818-36	350944	36"	18"	18"
UBV1818-48	350964	48"	18"	18"
UBV1818-60	350969	60"	18"	18"

Mounting Brackets

For mounting underbody toolboxes to truck or trailer frames. These brackets are pre-drilled for convenient attachment.

Constructed of heavy gauge steel, brackets are available in your choice of standard gloss or exclusive Granite Coat finish.

PART NO.	REF. NO.	DESCRIPTION
UBV-BRACKET	351005	MTG BKT, L-TYPE (1 PAIR) GLOSS
UBT-BRACKET	350998	MTG BKT, L-TYPE (2 REQD) GRANITE COAT FINISH



Phoenix USA, Inc.



Universal Toolbox Shelving Systems

- Fits all standard 18"x18" underbody boxes.
- Shelf lengths of 24", 30", 36" & 48".
- No tools required, installs in minutes.
- Adjustable shelf height for greater flexibility.
- Modular - choose between single or multiple shelves.
- Durable 16 gauge galvanized steel construction.



MADE IN THE USA

PART NO.	REF. NO.	DESCRIPTION
UB-SHELF-1818EP	350991	END PANEL FOR 18"X18" BOX (2 REQD)
UB-SHELF-24	350992	24" SHELF SECTION FOR 18"X18" BOX
UB-SHELF-30	350993	30" SHELF SECTION FOR 18"X18" BOX
UB-SHELF-36	350994	36" SHELF SECTION FOR 18"X18" BOX
UB-SHELF-48	350995	48" SHELF SECTION FOR 18"X18" BOX

Poly Trailer Tongue Toolbox

Made of durable composite material, this rust free box will maintain a neat, clean appearance; an attractive addition to any trailer. Built of high-density polyethylene, its weather-resistant design keeps moisture and the elements away from box contents. The top of the box and bottom of the lid inter-lock (tongue & groove) for improved water/dust resistance. The back of the box can be mounted directly against the front wall of a trailer, with the lid opening up to a full upright position.

This full-size A-Frame design box is large enough to hold lots of cargo; box size will even accommodate our Colt Hoist hydraulic-pump power unit and battery for dump trailers! Outside box dimensions are: 14" tall, 20" deep, 35.5" wide. A padlock-hasp latch is integrated into box front, so the box can be locked for cargo security. The Poly Tongue Box is value priced.



MADE IN THE USA



HARDWARE &
CARGO CONTROL

PART NO.	REF. NO.	DESCRIPTION
TBP1420-355	350977	POLY TONGUE BOX W/HASP, 14"T x 20"D x 35.5"W

Trailer Tarping Systems

- Universal hand crank tarping system, designed for quick/convenient tarping of loads.
- Pre-assembled, adjustable roller assembly fits trailers up to 104" wide.
- User-friendly bolt-on or weld-on installation.
- Extruded aluminum roller features a tarp spline groove for positive tarp attachment.
- Convenient, foldaway crank handle locks the tarp/roller in any position, (fully extended, fully retracted or anywhere in-between).
- 80" x 14 ft. tarps, in solid or mesh versions, special sizes available.
- An ideal addition to any dump trailer, landscaping trailer, etc.



TurboTarp



PART NO.	REF. NO.	DESCRIPTION
TT-4200	398805	TURBO-TARP ROLLER ASSY, FOR TRLRS UP TO 104" WIDE
TT-MESH-80X14	398810	MESH TARP FOR TURBO-TARP, 80" X 14FT
TT-TARP-80X14	398815	SOLID TARP FOR TURBO-TARP, 80" X 14FT

See page K-22 for Tarp Straps

Safety Triangle "Emergency Warning" Kit



PART NO.	REF. NO.	DESCRIPTION
73-0711-00	497000	HEAVY DUTY EMERGENCY WARNING TRIANGLE KIT, BOX OF 3



Marine Rollers & Bow Guards



REF#:	PART#:	DESCRIPTION:
404800	803	ROLLER V-TYPE RUBBER 3" W/1/2" HOLE
404900	MBR8A	KEEL ROLLER 8" AMBER PVC
404902	MBR10A	KEEL ROLLER 10" AMBER PVC
404904	MBR12A	KEEL ROLLER 12" AMBER PVC
404906	MBR4A	BOW ROLLER 4" AMBER PVC
404908	MBR4AB	END BELL 4" AMBER PVC
404910	MBR3A	BOW ROLLER 3" AMBER PVC
404912	MBR3AB	END BELL 3" AMBER PVC
404914	MBR4AS	KEEL ROLLER 4" SPOOL TYPE, AMBER PVC
404916	KP315	KEEL PAD 3.5"X15" FITS 3"CROSS BEAM AMBR PVC
405000	804	ROLLER SPOOL-TYPE RUBBER 4" W/5/8" HOLE
405200	805	ROLLER SPOOL-TYPE RUBBER 5" W/5/8" HOLE
405400	812	ROLLER V-TYPE RUBBER 8" W/5/8" HOLE
405600	811	ROLLER V-TYPE RUBBER 10" W/5/8" HOLE
405800	807	ROLLER V-TYPE RUBBER 12" W/5/8" HOLE
406000	860	BOW GUARD RUBBER 2" W/3/8" HOLE
406400	862	BOW GUARD RUBBER 3" W/1/2" HOLE
406600	305	SIDE GUIDE ENDCAP RUBBER 2 1/2" W/5/8"HOLE
406800	836	SIDE ROLLER RUBBER 2 1/2" X 9" W/5/8" HOLE



Marine Bunk, Bolster & Roller Brackets*



REF#:	PART#:	DESCRIPTION:
375201	CB8L938SL72-12	BUNK CARPET, 12" X 1 FT. SLITS, BLACK
375202	CB8L933SL72-12	BUNK CARPET, 12" X 1 FT. SLITS, CHARCOAL
407002	MB95BB	11GA GALV BUNK BKT, 9-1/2"L X 2"W
407004	MB1258BB	11GA GALV BUNK BKT, 12-5/8"L X 2"W
407006	MB8BB	11GA GALV BUNK BKT, 8"L X 2"W
407008	MBPWC	PERSONAL WATER CRAFT BUNK BKTS
407016	MBKRB	GALV KEEL ROLLER BKT, 2 REQ.
407018	MRS585	ZINC ROLLER SHAFT, 5/8" X 5-1/4"
407020	MRS586	ZINC ROLLER SHAFT, 5/8" X 6-1/4"
407022	MRS589	ZINC ROLLER SHAFT, 5/8" X 9-1/4"
407024	MRS5811	ZINC ROLLER SHAFT, 5/8" X 11-1/4"
407026	MRS5813	ZINC ROLLER SHAFT, 5/8" X 13-1/4"
407028	MB35	GALV SWIVEL BKT, USE W/BUNK OR BOLSTER BOARDS
407030	MB8	GALV BOLSTER BKT 8" LONG
407032	MB10	GALV BOLSTER BKT 10" LONG
407034	MB12	GALV BOLSTER BKT 12" LONG
407036	MBSPB	GALV SPLIT PANEL ROLLER BKT
407038	MRS58N	ZINC ROLLER SHAFT NUT
407040	MB58	GALV VERTICAL BUNK BKTS 5" X 8"
407042	MB510	GALV VERTICAL BUNK BKTS 5" X 10"
404918	MB8PB	8" PANEL BRACKET
404920	MB10PB	10" PANEL BRACKET
404922	MB12PB	12" PANEL BRACKET

*See page K11 for U-Bolt/Bracket Mounting Hardware.