





## Semi Champion Series - Technical Specifications

Model	 Working Width (mm/inch)	 HP/KW	 (kg / lbs)	 Nos
SRT-4	1160 / 45.67	40 + / 30 +	406 / 893	30
SRT-5	1500 / 59.06	45 + / 34 +	440 / 968	36
SRT-6	1780 / 70.08	55 + / 41 +	488 / 1074	42
SRT-7	2000 / 78.74	65 + / 49 +	518 / 1140	48
SRT-8	2210 / 87.09	75 + / 56 +	548 / 1206	54

The company reserves absolute rights to modify the specifications of machine and components therein without any prior notice.

- Technical specifications shown above are of Multi Speed Gear Box and Side Gear Drive Shaktiman Rotary Tiller.
- Multi Speed Gear Box and Side Chain Drive Rotary Tiller's weight is approximately 20 kg more than the Side Gear Drive Rotary Tiller.
- Weight of Single Speed Gear Box Rotary Tiller is approximately 37 kg lesser than the Multi Speed Gear Box Rotary Tiller.
- All models are installed with adjustable mounting brackets.
- Working depth is adjustable from 4 inches to 9 inches for all models in optimum conditions.
- All models are equipped with automatic spring loaded adjustable trailing board.
- Technical specifications above, showing weight of Rotary Tiller, excludes weight of Universal Joint (20 kg).
- Universal joint power transmission shaft with clutch is available on request
- EC safety guards can be availed on request.



Side Chain Drive



Side Gear Drive



Wheels Tracks Loosening Times



Side Disc



Choice of Single Speed Gear Box



Multi Speed Gear Box



Rotor with Spike-Blades



Rotor with C-Blades



Rotor with J blades



Rotor With L Blades



PTO Shaft with Slip Clutch

540 RPM		1000 RPM	
A	B	A	B
20	15	22	13
19	16	21	14
18	17	20	15
17	18	19	16
16	19	18	17
15	20	17	18
	290	16	19
		15	20
		14	21
		13	22
		12	23
		11	24
		10	25
		9	26
		8	27
		7	28
		6	29
		5	30
		4	31
		3	32
		2	33
		1	34

Accessories shown in the pictures may not be part of standard fitment.